

ART
PROJECT
CURRICULUM
IDEAS

Philosophy of Art

Christ-centered, Biblically based,
honors the *Creator* as the *Supreme Artist*,
communicating *beauty, holiness, truth,*
and *God's character*,
emphasizing the *use of our gifts* given to us by our Lord
to be *used for His glory*,
to be *used to serve others* with a *servant's heart*,
to be *judged on the basis of God's Word*,
to be done with *God's standard of excellence*,
to *integrate Scripture or Scriptural principles*,
to *encourage stewardship* of art equipment and supplies,
to *develop orderliness* in personal work habits,
to aim to become *Mighty In Spirit*,
to demonstrate the qualities found in *Daniel's life*,
to be *uncompromising* in *God's standard of holiness*,
to develop *inward character*,
to become a man or woman *after God's own heart*
and to encourage students to become ***Artists of Integrity***.

Biblical Visual Guideline **Philippians 4:8**

"Finally, brethren, whatsoever things are *true*,
whatsoever things are *honest*,
whatsoever things are *just*,
whatsoever things are *pure*,
whatsoever things are *lovely*,
whatsoever things are *of good report*;
if there be any *virtue*,
and if there be any *praise*,
think on these things."

Philippians 4:8

"Finally, brethren, whatsoever things are *true*,
whosoever things are *honest*,
whosoever things are *just*,
whosoever things are *pure*,
whosoever things are *lovely*,
whosoever things are *of good report*;
if there be any *virtue*,
and if there be any *praise*,
think on these things."

Synonym Study

True	<hr/> <hr/>
Honest	<hr/> <hr/>
Just	<hr/> <hr/>
Pure	<hr/> <hr/>
Lovely	<hr/> <hr/>
Of Good Report	<hr/> <hr/>
Virtue	<hr/> <hr/>
Praise	<hr/> <hr/>

...think on these things.

Philippians 4:8

"Finally, brethren, whatsoever things are *true*,
whosoever things are *honest*,
whosoever things are *just*,
whosoever things are *pure*,
whosoever things are *lovely*,
whosoever things are *of good report*;
if there be any *virtue*,
and if there be any *praise*,
think on these things."

Antonym Study

True	_____

Honest	_____

Just	_____

Pure	_____

Lovely	_____

Of Good Report	_____

Virtue	_____

Praise	_____

...think on these things.

Creative Color Instructional Ideas

Color Worksheet

Color Wheel

 Young Child's Color Wheel (paper plate and fruit)

 Simple Pie-Shaped Color Wheel

 Elaborate Unique and Creative Color Wheel

Color Cow

Color Zebra

Color Rainbow (side view)

Color Clown (multiple textures)

Color Crowns

Color Kaleidoscope

Color Crayons

 Single Crayons

 Crayon Box

Joseph's Color Coat

Color Collages (magazine color pieces)

Bar Code Color Study

Color Clown Fish

Color Bursts/Fireworks

 Marker

 Crayon/Watercolor Resist

Rainbow Study - God's Promise to Noah

 Alter and Rainbow

Color Garden

"COLOR" Word Study

"Color Alive" Word Study

Color Designs

Pattern Repetition

Color Stained Glass Window

Primary Painting Squares (tints and shades)

Secondary Painting Squares (tints and shades)

Warm Colors Painting/Drawing

Cool Colors Painting/Drawing

Tint Color Painting/Drawing

Shade Color Painting/Drawing

Neutral Color Painting/Drawing

Monochromatic Painting/Drawing

Intense Color Painting (24 to 48 color selections)

Required Color Unit Student Projects

- A. ____ Color Study Worksheet
- B. ____ Creative/Original Color Wheel
- C. ____ Primary Colors Activity Sheet
- D. ____ Primary Colors Tints and Shades
- E. ____ Secondary Colors Activity Sheet
- F. ____ Secondary Colors Tints and Shades
- G. ____ Warm Colors Activity Sheet
- H. ____ Cool Colors Activity Sheet
- I. ____ Tints Activity Sheet
- J. ____ Shades Activity Sheet
- K. ____ Neutral Activity Sheet
- L. ____ Monochromatic Painting of Your Choice of Subject Matter
- M. ____ Intense Single Color Study

Study of Color

1. The colors we see are _____ that are _____ or _____ by the world around us.
2. The colors of the visible light spectrum are:
roy g biv _____,
_____, _____, _____,
and _____.
3. _____ light consists of all of the colors mixed together.
4. _____ light consists of an object absorbing all of the light wavelengths.
5. The primary colors are _____, _____, and _____.
6. Primary colors cannot be made from other _____.
7. The secondary colors are _____, _____, and _____.
8. A secondary color is made by mixing two _____ colors.
9. Intermediate colors are made by mixing a _____ and a _____ color together.
10. Some examples of intermediate colors are _____ - _____, _____ - _____, and _____ - _____.
11. Cool colors are made mostly of _____, _____, and _____.
12. They remind us of _____ things like a _____ and _____.
13. Warm colors are made mostly of _____, _____, and _____.

14. They remind us of _____ things like the _____ or _____.

15. Neutral colors are _____ tones are not not seen on most color wheels.

16. These colors include: _____, _____, _____, and _____.

17. Complimentary colors are located directly _____ from each other on the color wheel.

18. Local colors means _____ colors and appear in _____.

Color Study Information

Primary Colors _____, _____, _____

Secondary Colors _____, _____, _____

Warm Colors _____, _____, _____

Cool Colors _____, _____, _____

Tint Colors
(add white) _____, _____, _____

Shade Colors
(add black) _____, _____, _____

Neutral Colors _____, _____, _____
_____, _____, _____


Complimentary
Colors _____, _____
_____, _____
_____, _____

Intermediate
Colors _____, _____, _____
_____, _____, _____


Additive Color _____

Subtractive Color _____




Color Wheel






Primary Colors




Tint Colors (add white)



Shade Colors (add black)




Secondary Colors



Tint Colors (add white)



Shade Colors (add black)



Warm Colors

Cool Colors

Tint Colors

Shade Colors

Neutral Colors

Drawing Pencil Facts

The grade of the pencil is determined by the amount of baked graphite and clay in its composition. Pencils range from 9H to 9B.

The 'H' stands for hardness, the 'B' stands for blackness, and HB is for hard and black pencils. The hardest is a 9H, followed by 8H, 7H, 6H, 5H, 4H, 3H, 2H, 4B, 5B, 6B, 7B, 8B, 9B, which is the softest.

Another grading method uses numbers; equivalents would be #1 = B, #2 = HB, #2 1/2 = F, #3 = H, and #4 = 2H.

The most commonly used writing pencil is the #2 (HB grade), which is fairly soft, contains more graphite, and leaves a dark mark.

Other types of pencils for visual art projects include the following:

- a.) colored pencils
- b.) metallic colored pencils
- c.) watercolor pencils
- d.) pastel pencils
- e.) charcoal pencils
- f.) Conte' pencils
- g.) oil based pencils

Flower Study Creative Options

Drawing from real plants
Drawing from photographs
Drawings from personal notes
Taking digital photographs
Altering digital photographs
Micro floral photography
Macro floral photography
Floral cartooning
Flower pressing art
Flower rubber stamping
Watercolor floral art
 Wet-on-dry
 Wet-on-wet
 Crayon resist
 Crayon resist with saran wrap
 Pen and ink
 Payons (watercolor crayons)
Acrylic floral art
Pencil floral art
 Drawing
 Shading
 Colored pencil
 Metallic colored pencil
Pen and ink floral art
 Drawing
 Cross-hatching
 Pointilism – drawing with dots
 Contour drawing
Pastel Chalk
Oil Pastel Chalk
Colored Pencil
Crayon
 Regular crayons
 Fabric with fabric crayons/markers
Flowers with other objects
 Birds
 Insects
Flower bouquets
Fantasy flowers
Flowers with printed background

Flower color magazine collages
Multiple texture studies
Still life - flowers
Silhouettes
Flowers types
 Tropical flowers
 Hanging plants
 Roses, sunflowers, etc
 Fence row flowers
 Ivy plants
 Perennials
 Annuals
 Endangered plants
 Aquatic plants
Multicultural fabric designs
Repeat patterns (Escher)
Out my window (flower garden)
Symmetrical studies
Doodle design (find flowers)
Floral kaleidoscope design
Floral lettering art
Thematic object study - 4 to 8 identical items
Color grid
Floral mobiles
Positive/negative studies
Black glue prints
Drawing tiles
Batik-O tracing drawing
Scratchboard
Magnifying glass study
Multicultural designs
Mosaics
Above and below ground study
Tissue paper overlay
Rubbings from textures
Glitter drawing
Multi-media drawing
3-D O's drawing mounting project
Black and white contrast design
Clayboard study
Stained glass windows
Drawing on photographs

Stationary design
Puzzle design
Drawing with colored yarn
Floral string art
Poster design
Batik drawing
Drawing with paper weaving
Floral wood burning
Floral kite designs
Drawing with cut taper
Floral color studies
 Primary
 Secondary
 Warm
 Cool
 Neutral
 Tints
 Shades
Landscapes and habitat studies
Floral ripped paper
Decorative wall hanging
Book cover design
3-D sculpture
State flowers
Children's crafts
 Egg carton flowers
Floral paper bag puppet
Flower stick puppet
Floral clay projects
 Hand built
 Molded flowers
Origami
Mandalas
Scrap booking
Illuminated flower/lettering
Flower illustrated poetry
Flower illustrated literature (including children's literature)

Thematic Drawing Animals

Symmetrical Study
Fur Study
Paw Print/Tracking
Cartooning
Animal Camouflage
Theme Puzzle
Bag Puppet
Mobile
Pencil Shading
Pen and Ink Study
Colored Pencil Shading
Marker/Colored Pencil Shading
Button Art
Animal Magnet
3-D Sculpture
Pointilism Study
Contour Drawing
Crayon Watercolor Resist
Animal Gesture Drawing
Sketching Quick Studies
Animals With Plants
Kaleidoscopes
Saran Wrap With Watercolor
Black Glue Painting
Tempera Painting
Positive/Negative
Scratchboard
Mosaic
Tissue Paper Overlay
Multi-Media - 4 Part
Photography
Batik
Printmaking
Stamping
Pattern Repeat
Wording Study - "Wild"
Habitats
Multiple Tiles
Quilt Squares

Topic/Body Mix-Up
Lettering Studies - "Tiger"
Multiple Views
3-D O's
Stained Glass Designs
Wood burning
Block Printing
Chalk Techniques
Spray Painting
Torn Paper
White-On-White
Magazine Color Collage
Magazine Collage
Fabric Drawing
Stuffed Project - Paper, Stuffing
Diorama
Fantastic Them Pattern Repetition
T-Shirt Design
Hot Air Balloon
Original Game Board
Door Hanger
Pencil Toppers
Straw Painting
Color Spinning
Stencil Art
Rubbings
Computer Graphic Design
Original Flag Study
Original Knight Shield Study
Multicultural Theme of Topic
Photographic Collage
Magnification of Topic
Ceramic
Clay Sculpture
Wire Sculpture
Historical Characters of Topic (Tony the Tiger, Tigger, Etc.)
Splatter Painting
Marbelizing

Welcome To The World of Watercolor

Watercolor can be a great opportunity to allow your creativity to develop. Even though watercolor is not the easiest art media to use, it can be one of the most rewarding.

Watercolor today has so many options to chose from. There are a variety of watercolor paints, pencils, markers, Payons and even watercolors for ceramics.

Make it your goal to get the most out of your watercolor painting experience this year. Don't become frustrated too quickly. Even some of your "accidents" might become beautiful pieces of artwork. I want you to develop the God-given talents He has blessed you with. In your work strive diligently for orderliness, thoroughness, and creativity.

Desire to glorify the Lord in all that you do (Colossians 3:17). Have fun!! I want you to become confident and happy with what you know and what you will be learning. Be patient and strive to do your best and do it with all your might (Ecclesiastes 9:10).

I hope you will leave with a new found joy of watercolor and God's creation!

Introduction To Watercolor

1. Watercolors can be divided into two kinds:

transparent

opaque

2. List and explain the types of brushes used in watercolor.

1.

2.

3.

4.

3. List and explain the types of papers used in watercolor.

1. rough

2. cold pressed

3. hot pressed

4. paper weights

Watercolor Tools

Paints
Brushes
Palette
Taping Board
Watercolor Markers
Watercolor Pencils
Payons
Sponge
Water Container
Tissue
Resist Materials
Salt

Study of Color

Primary Colors
Secondary Colors
Cool Colors
Warm Colors
Tints
Shades
Color Wheel

Watercolor Concepts

Wet on Dry
Wet on Wet
Watercolor Pencils
Watercolor Markers
Payons
Crayon Resist
Stenciling
Marbelizing
Sponging
Salt Study
Washes

Watercolor Project Options

Tropical
Floral
Graphic Design
Abstract
Seasonal
Emotional
Portrait
Landscape
Still Life
Architectural
Insects
Birds
Animals
Food
Cartooning
Linear
Washes
Watercolor Markers Only
Watercolor Pencils Only
Payons Only
Mixed Media
Pen and Ink With Watercolor
Misc.

Cartooning Ideas

Facial Feature Library

Eyes/Brows

Eyeglasses

Nose

Mouth

Ears

Hands

Hair

Male - Mustaches, Beards

Female

Facial Emotions and Expressions Library

Directional Looking - Up, Down, Left, Right

Head Shapes

Hat Studies

Special Effects/Features

Wording Balloons

Basic Cartoon Parts

Leg and Foot

The Action Line

The Comic Strip

Layouts

Caricatures

The Standing Figure - Simple Oval, Triangle, Stick Figure

The Figure In Different Positions - Sitting, Kneeling, Bowing, Reclining

The Walking Figure

Clothing

Special Problems

Cartooned Animals

Cartooned Babies

Shading Circles

Shading Angles

Shading Shapes

Pointilism/Dot Drawing

Cross-Hatching Studies

Gesture Drawing

Contour Drawing

Pen and Ink

Pencil

Pastel/Chalk

Oil Pastel Chalk

Colored Pencil
Crayon
Glass/Plexiglass Painting/Drawing
Still Life - Plants With Faces
Still Life - Other Objects With Faces
City Scape Buildings With Faces
Other Architecture Studies With Faces
Flowers/Plants With Facial Features
 Tropical Flowers
 Hanging Plants
 Rose
 Fence Row
 Ivy Plants
Repeat Patterns (Escher)
Study of Natural Rock Forms
Out My Window
Grand Entrances - Doorways With Faces
Furniture Study - Chairs With Faces
Sea Shells
Kaleidoscope Design
Fruit Bowl With Faces
 Front View
 Above View
Doodle Design With Multiple Faces
Cartooned Word/Lettering Art
Thematic Object Study - 4 to 8 Identical Items
Grid Drawing of Self Portrait
Cartooned Crayon Resists
Cartooned Insect Studies
 Beetle
 Butterfly
Funny Tropical Fish Studies
Positive/Negative Studies
Black Glue Prints
Cartooned Tiles
Cartooned Sandwich Study
Comical Alphabet Design Study
Comical Personal Initials
Batik-O Tracing Drawing
Scratchboard
Animal Hides
Comical Study of the Sun

Comical Outer Space/Planet Studies
Funny Nautical Themes
Comical Robotic Studies
Study of Marbles With Faces
Comical Frog Study
Quilt Patterns With Personality
Funny Vase/Face Drawing
Comical Tools from the Workshop
Comical Shirt/Shoe/Short Study
Comical Skateboard
Comical Snowboard/Helmet/Goggles
Comical Magnifying Glass Study
Comical Eyeglass Study
Cartooned Plexiglass Drawing/Painting
Comical Indian Pottery Design
Comical Sports Themes
Comical Multicultural Designs
Comical Pizza Study
Cartooned Grapevine Study
Comical Children of the World
Cartooned Mosaics
Feather Study With Facial Features
Greek/Roman Columns With Facial Features
Fill-A-Bag
What's In My Lunch Pail
Comical Art Tools Study
Comical Geometric Design
Comical Fantasy Art
Comical Castle Study
Hot/Cold Study
Comical Dinosaur Study
Comical World's Oceans
Comical World's Forests
Comical World's Desserts
Comical Art from the Farm
 Barns
 Animals
Template Designs With Faces
Tissue Paper Overlay With Faces
Comical Wildlife
Comical Art from the Kitchen
Comical Family Portraits/Family Tree

Comical Rubbings from Textures
Comical Glitter Drawing
Comical Multi-Media Drawing
3-D O's Drawing Mounting Project
Comical Germ Design
Comical Space Alien Drawing
Cartooned Bag Art
Comical Black and White Contrast Design
Comical Transportation Study
3-Vu Drawing - 3 Different Images On One Frame
Comical Drawing On Photographs
Comical Stationary Design
Comical Puzzle Design
Comical Ink Pad Drawing Design
Drawing With Grinding Tools
Drawing With Wood Shaping Tools
Comical Waterfowl Design
Comical Drawing With Colored Yarn
Clown Studies
Drawing on Fabric With Fabric Crayons/Markers
Comical Poster Design
Comical Batik Drawing
Comical Drawing With Paper Weaving
Drawing With Stamping/Printmaking
Comical Wood Burning Drawing
Comical Kite Designs
Comical Drawing With Cut Paper
Cartooned Drawing and Color
 Primary
 Secondary
 Warm
 Cool
 Neutral
 Tints
 Shades
Comical Patterned Reptiles
Comical Drawing With Collage
Ripped Paper and Drawing With Faces
Comical Fingerprint Art
Comical Fast Food
Comical Heart Studies
Comical Decorative Wall Hanging

Comical Book Cover Design

Comical Seasonal Calendar Page Drawings

Comical Place Setting (Plate and Silver Ware, Placemat Design)

What's In A Candy Jar

Ways To Boost Your Creativity

Remember:

I hear: I forget

I see: I remember

I do: I understand

Look after yourself - sleep well, eat well, do what you enjoy and do it often

Do something different - vary the elements of your regular routine

Be curious about your world around you - learn to see, explore your world

Read a book on something you have interest in - enthusiastically explore new sources of information

Do something childlike once in a while - paint a silly picture, have fun

Create and/or prepare quiet time for yourself every day - spend time in Scripture and other spiritual opportunities for input

Ask "what if" questions - just for fun see what answers you get and where they will take you

Stop making assumptions - change some of your opinions about people and things

Talk to people you routinely ignore or dismiss - imagine their lives from their point of view

Carry a small notebook - jot down new ideas, sensations, feelings, etc.

Travel - change your way home, take some day trips, take more frequent vacations

Network - increase personal contacts, associate yourself with creative people, look for people who can stimulate your thought process

Play games and do puzzles - these will give you opportunity to flex your creative muscles and develop strategies of your own

Develop a hobby - stretch your imagination, look for variety and similarities

Write - writing ability is considered to be a basic factor in creative aptitude, the act of writing forces you to utilize all phases of the creative process and come up with a tangible product

Mix and match - mix and match parts of ideas and synthesize new ideas from the ideas

Brainstorm - rapidly generate and collate all ideas without evaluating them, have fun and be outrageous

Change directions - many creative breakthroughs occur when attention is shifted from one angle of a problem to another

Be curious - creative people want to know things, all kinds of things

Challenge yourself - curious people like to identify and challenge the assumptions behind ideas, proposals, problems, beliefs, and statements

Suspend judgement and criticism - minimize or eliminate negative responses

Problems can lead to improvements - have the attitude of constructive discontent, they may permit solutions that you had not planned on

A flexible imagination - be comfortable with imagination, all kinds of interesting, unusual thoughts, and ideas can be entertained

Tag on - improve, modify, build on the ideas of others

Journalistic Six - ask who, what when where, why, and how

Make something easier to use or understand - simplify

What-iffing - this is a tool for releasing the mind to new creativity

Keep a journal - a visual or written journal is a great record keeping tool

Be challenged - try a new challenge each week and work on it

Ways To Hinder Your Creativity

Lead an exhausted lifestyle, don't get enough sleep

Maintain a regular routine, drive the same way to work every day

Don't spend any time reading

Isolate yourself from people

Don't follow your curiosity

Limit your opportunities to use your imagination

Don't challenge yourself with anything new

Think that there is only one way to do something

Think "It can't be done, there's nothing I can do..."

Avoid and/or deny problems

Think "That's childish, immature, not sophisticated..."

Think "I might fail..."

Think "I'm too old..."

Learned helplessness - gives up easily

Be a very judgmental individual

Creativity Activities
Group Activities (In-Class Projects)
Fill out the acrostic

1. C _____
 R _____
 E _____
 A _____
 T _____
 I _____
 V _____
 I _____
 T _____
 Y _____

2. List 10 Synonyms for Creativity

3. List 10 Things to Boost Your Creativity

4. List 10 Hindrances to Creativity

Individual Projects (Completed On Your Own)

5. Write a poem about creativity. Use any rhyme scheme that you would like. Use additional paper to complete this part of the assignment. Illustrate the poem if possible.

6. Visualize the word creativity, creative, or create, with type or any media of your choice.

Complete the acrostic.

C

R

E

A

T

E

HOW TO BE CREATIVE



Drawing Topical Ideas

Shading Circles
Shading Angles
Shading Shapes
Gray Scale Study
Pointilism/Dot Drawing
Cross-Hatching Studies
Gesture Drawing
Contour Drawing
Pastel Chalk
Oil Pastel Chalk
Colored Pencil
Crayon
Payon - Watercolor Crayons
Metallic Colore Pencils/Paints
Glass/Plexiglass Painting/Drawing
Multiple Texture Studies
Personal Shoe
Personal Hand
Still Life - Plants
Still Life - Other Objects
City Scape Silhouette
Tropical Island Silhouette
Desert Sunset Silhouette
Architecture Study
Flowers/Plants
 Tropical Flowers
 Hanging Plants
 Rose
 Fence Row
 Ivy Plants
Fabric Designs
Repeat Patterns (Escher)
Study of Natural Rock Forms
Staircase
Wooden Furniture
Out My Window
Grand Entrances - Doorways
Camouflage
Furniture Study – Chairs

Fruit Bowl
 Front View
 Above View
Doodle Design
Sea Shells
Kaleidoscope Design
Word/Lettering Art
Illuminated Manuscript Study
Thematic Object Study - 4 to 8 Identical Items
Color Grid
Grid Drawing of Self Portrait
Watercolor Pencils
Crayon Resists
Insect Studies
 Beetle
 Butterfly
Tropical Fish Studies
Lion/Tiger Head
Positive/Negative Studies
Black Glue Prints
Drawing Tiles
Sandwich Study
Fishing Lures
Four Seasons
Alphabet Design Study
Personal Initials
Eagle Head
Batik-O Tracing Drawing
Scratchboard
Animal Hides
Colored Rope
Pen and Ink Rope Design
Perspective
 One-Point
 Two-Point Perspective
Study of the Sun
Outer Space/Planet Studies
Aircraft
Nautical Themes
Robotic Studies
Study of Marbles

Frog Study
Quilt Patterns
Metamorphosis Study
Vase/Face Drawing
Woodscrews
Tools from the Workshop
Antiques Study
Shirt/Shoe/Short Study
Skateboard
Snowboard/Helmet/Goggles
Magnifying Glass Study
Eyeglass Study
Plexiglass Drawing/Painting
Indian Pottery Design
Sports Themes
Multicultural Designs
Americana Study
International Border
Study of Time/Clocks/Wrist Watch
Pizza Study
Grapevine Study
Names of Jesus
Study of Calvary
Children of the World
Animal Architecture/Nests
Mosaics
Feather Study
Greek/Roman Columns
Church Buildings
Fill-A-Bag
What's In My Lunch Pail
Above and Below Study
Art Tools Study
Geometric Design
Cartooning
Fantasy Art
Castle Study
Hot/Cold Study
Earthquake Study
Dinosaur Study
World's Oceans
World's Forests

World's Desserts
Art from the Farm
 Barns
 Animals
Template Designs
Tissue Paper Overlay
Watercolor With Pen and Ink
Wildlife
Art from the Kitchen
Family Portraits
Art from History
Art Masterpiece Reproductions
1/2 Picture Reproduction from a Magazine
Rubbings from Textures
Glitter Drawing
Drawing and 3-Dimensional Paint
Multi-Media Drawing
3-D O's Drawing Mounting Project
Germ Design
Space Alien Drawing
Bag Art
Black and White Contrast Design
Clayboard Study
Transportation Study
Drawing on Velour Paper
Stained Glass Windows
3-Vu Drawing - 3 Different Images On One Frame
Drawing On Photographs
Stationary Design
Puzzle Design
Ink Pad Drawing Design
Drawing With Grinding Tools
Drawing With Wood Shaping Tools
Aboriginal Art Dot Drawing
Waterfowl Design
Drawing With Colored Yarn
String Art Drawing
Clown Studies
Create Your Own Flag
Create Your Own Coat of Arms
Drawing on Fabric With Fabric Crayons/Markers
Poster Design

Batik Drawing
Drawing With Paper Weaving
Drawing With Stamping/Printmaking
Chalk Rubbings
Wood Burning Drawing
Kite Designs
Drawing With Cut Paper
Drawing and Color
 Primary
 Secondary
 Warm
 Cool
 Neutral
 Tints
 Shades
Hair Studies
Human Features
 Eye
 Mouths
 Hands
 Ears
 Nose
Reflections in Water
Castles
Patterned Reptiles
Drawing With Collage
Landscapes
Ripped Paper and Drawing
Wacky Faces
Fingerprint Art
Fast Food
Heart Studies
Circle Studies
Decorative Wall Hanging
Book Cover Design
Seasonal Calendar Page Drawings
Place Setting (Plate and Silver Ware, Placemat Design)

Artist Special Report

1. Identify the artist of your choice.
2. Minimum 4 page, double-spaced, 12 pt. font, 3/4" margins
 - Decorated cover/title page
 - You must use a minimum of 4 sources for your report
 - Library
 - Internet
 - Art history books
 - Video input
3. Present a visual portfolio/report with the following information:
 - Historical period of his/her work
 - Background information (his/her life family, where he/she was born)
 - His/her contributions to the world of art
 - Name of his/her works of art
 - Samples of work (downloaded from the Internet, if possible, not part of the written report)
 - Your own impression/interpretations
 - Likes and dislikes
 - Your own spiritual applications of this artist's life
4. Be original and creative (report design, types of paper, color, font)
5. Create a neat, well-presented report.
6. Printed web sites cannot be included as part of your written report.
7. You may be asked to orally present your final project in front of class throughout the remaining part of the course.
8. This project will be due _____.

Design


Nature2

Cultural

Textile

Archit.

Nature



Texture Studies

